

Roxane Fuentes, Ed.D.
Superintendent

981 Ridder Park Drive
San Jose, CA 95131



Phone: (408) 923-1800
Fax: (408) 923-0623

MEASURE A COMMITTEE MEETING

A G E N D A

DATE: Tuesday, June 10, 2024
TIME: 3:30 p.m.
LOCATION: District Office – Board Room
981 Ridder Park Drive
San Jose, CA 95131

The following items will be discussed/acted upon:

1. Welcome and Introduction	Information/ Discussion	Yanet Segura-Herrera
2. Review/Approve March 25, 2024 Minutes	Review/Action	Margot Sandoval
3. 2024-2025 Meeting Dates Selection	Review/Action	Yanet Segura-Herrera
4. Review Student Performance Data	Information/ Discussion	Kevin Franklin
5. Report to the Board – June 26, 2024	Review	Margot Sandoval
6. 2024-2025 Proposed Budget and 2023-2024 Estimated Actuals	Review	Josh Quitariano
7. Adjournment	Action	Yanet Segura-Herrera

BOARD OF TRUSTEES

Thelma Boac

Jaria Jaug

Hugo Jiménez

Khoa Nguyen

Jai Srinivasan



Measure A Committee Meeting Minutes

Unadpted

March 25, 2024

District Office-Business Services Conference Room

1. The meeting was called to order at 3:08 p.m. Introductions were made.

Attendees: Christy Boyd, Lourdes Calande, Ginger Jenzen, Josh Quitariano, Margot Sandoval, Yanet Segura-Herrera, and Kevin Franklin

2. The January 22, 2024 Measure A Minutes were reviewed and adopted as corrected. Motioned by Lourdes Calande, 2nd by Ginger Jenzen.
3. Margot Sandoval requested principals to send out the Measure A Parcel Tax Oversight Committee information sheet with their school newsletters. Since the date this request was sent, the committee has a new member. The vacant positions will be revised and updated on the website.
4. Josh Quitariano presented the 2023-2024 2nd Interim Report. He explained how to read the report, and it was reviewed by all members. He also explained that funds maybe moved, if necessary, as it gets closer to closing the budget.
5. Future meetings were reviewed and noted as follows:
 - June 10, 2024
 - Report to the Board - June 26, 2024
6. The meeting was adjured at 3:23 p.m.

BOARD OF TRUSTEES

Thelma Boac







Jaria Jaug

Hugo Jiménez

Khoa Nguyen

Jai Srinivasan

Berryessa Union School District
2024-2025
SCHOOL YEAR CALENDAR
 180 Student Days

Legend	
	First Day of School
	Last Day of School
	Pupil Holidays
	New Teachers Report
	All Teachers Report
	Prof. Dev. Day
() # of Student Days	

July (0)				
M	T	W	T	F
1	2	3	4	5
8	9	10	11	12
15	16	17	18	19
22	23	24	25	26
29	30	31		

4- July 4th

November (15)				
M	T	W	T	F
				1
4	5	6	7	8
11	12	13	14	15
18	19	20	21	22
25	26	27	28	29

11th - Veterans Day

25th-29th Thanksgiving Brk

March (21)				
M	T	W	T	F
3	4	5	6	7
10	11	12	13	14
17	18	19	20	21
24	25	26	27	28
31				

August (12)				
M	T	W	T	F
			1	2
5	6	7	8	9
12	13	14	15	16
19	20	21	22	23
26	27	28	29	30

9th- New Teachers Report
 12th - Welcome Back & All Teachers Report
 15th - 1st Day School

December (15)				
M	T	W	T	F
2	3	4	5	6
9	10	11	12	13
16	17	18	19	20
23	24	25	26	27
30	31			

23rd - 31st Winter Break

April (16)				
M	T	W	T	F
	1	2	3	4
7	8	9	10	11
14	15	16	17	18
21	22	23	24	25
28	29	30		

18th - 25th Spring Break

September (19)				
M	T	W	T	F
2	3	4	5	6
9	10	11	12	13
16	17	18	19	20
23	24	25	26	27
30				

2nd - Labor Day

18th - Prof. Dev. No Stds

January (18)				
M	T	W	T	F
		1	2	3
6	7	8	9	10
13	14	15	16	17
20	21	22	23	24
27	28	29	30	31

1st - 3rd Winter Break

20th - Dr. King Day

29th - Prof. Dev. No Stds

May (21)				
M	T	W	T	F
			1	2
5	6	7	8	9
12	13	14	15	16
19	20	21	22	23
26	27	28	29	30

26 - Memorial Day

October (18)				
M	T	W	T	F
	1	2	3	4
7	8	9	10	11
14	15	16	17	18
21	22	23	24	25
28	29	30	31	

7th - 11th Fall Break

February (15)				
M	T	W	T	F
3	4	5	6	7
10	11	12	13	14
17	18	19	20	21
24	25	26	27	28

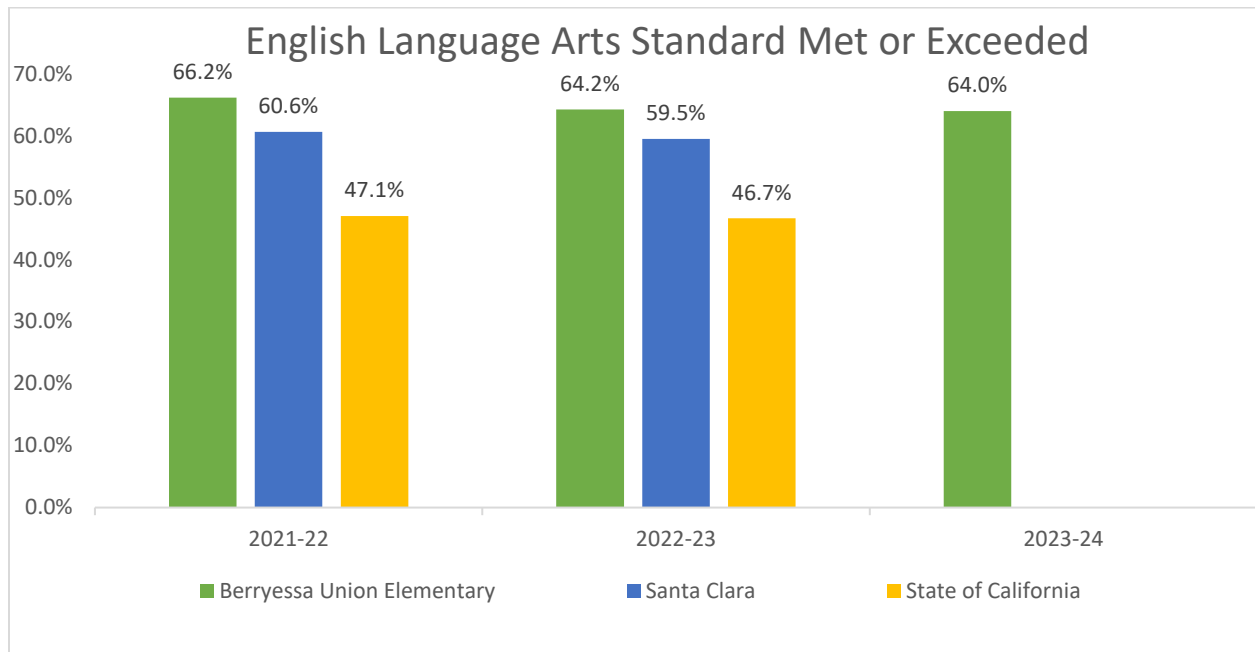
17th -21st President's Week

June (10)				
M	T	W	T	F
2	3	4	5	6
9	10	11	12	13
16	17	18	19	20
23	24	25	26	27
30				

13th - Last Day of School

19- Juneteenth

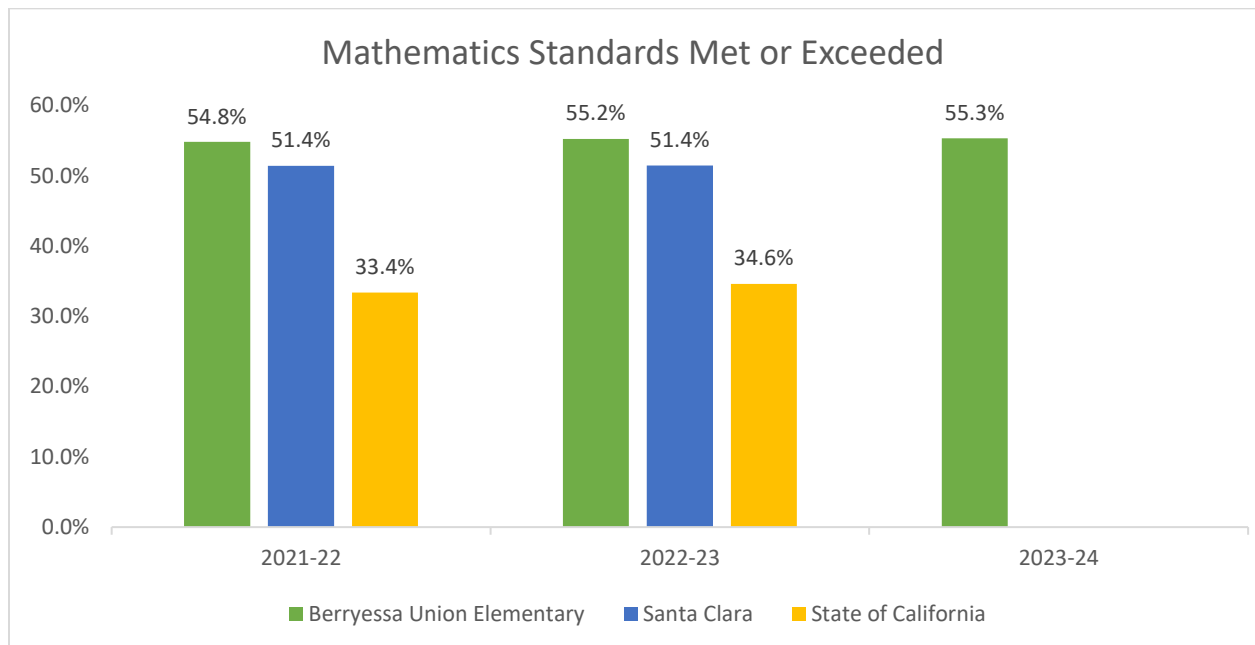
STUDENT PERFORMANCE DATA 2024



The bar chart compares the percentage of students meeting or exceeding the English Language Arts standard across three entities: Berryessa Union Elementary, Santa Clara, and the State of California from 2021-22 to 2023-24.

Berryessa Union Elementary consistently performs higher than both Santa Clara and the State of California across all years.

The percentage of students meeting or exceeding the standard increased for Berryessa Union Elementary from 66.26% in 2021-22 to 64.06% in 2023-24. The data for Santa Clara and the State of California in 2023-24 has not been released.



The bar chart highlights the percentage of students meeting or exceeding the Mathematics standards for Berryessa Union Elementary from 2021-22 to 2023-24.

Berryessa Union Elementary consistently performs higher than both Santa Clara and the State of California across all years. Starting at 54.8% in 2021-22, slightly increasing to 55.2% in 2022-23, and reaching 55.3% in 2023-24.

The Data for Santa Clara and the State of California in 2023-24 has not been released.

BERRYESSA UNION SCHOOL DISTRICT

DRAFT



MEASURE A ANNUAL REPORT TO THE BOARD OF TRUSTEES

JUNE 26, 2024



Measure A Committee Meetings

DRAFT

- October 23, 2023
- January 22, 2024
- March 25, 2024
- June 10, 2024

Measure A Committee Members

DRAFT

- Certificated Representative
 - **Ginger Jenzen**
- Classified Representative
 - **Lourdes Calande**
- Community Representatives
 - **Peter Dean**
 - **Judy Chia**
- Employee Representative
 - **Margot Sandoval – Management**
 - **Christy Boyd– Management**
- Parent Representative
 - **Morrill Family – Yanet Segura-Herrera**

Measure A

Committee Vacancies

DRAFT

- Community Representative (1)
- Employee Representative (2)
 - CTAB
 - CSEA or Teamster
- Parent Representative (2)
 - Piedmont Family
 - Sierramont Family

Measure A Committee Oversight Responsibilities

DRAFT

- Fiscal Accountability
 - **Annually review funds received**
 - ✓ Completed October 23, 2023
 - **How they were allocated, how they were spent**
 - ✓ Completed October 23, 2023
- Impact on Students
 - **Review impact of Measure A funded programs/personnel/student learning**
 - ✓ Completed June 10, 2024

Measure A Fund

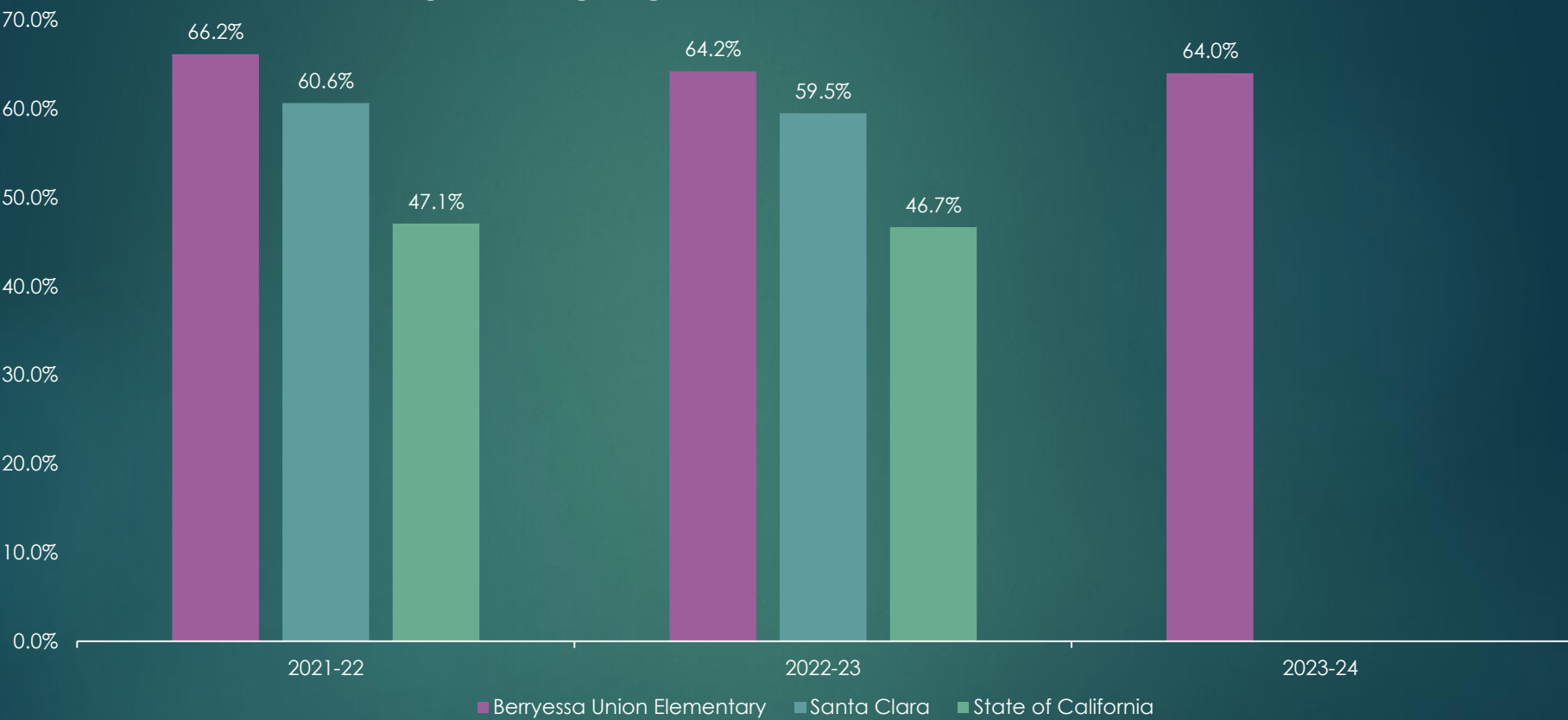
2023-2024 Estimated Actuals

DRAFT

• Teacher Salaries	637,358
→ Math Program	359,529
→ Science Program	277,829
• Library Services	810,417
• Counselors	200,998
• Technology	101,114
• Miscellaneous	3,220
Total	1,753,107

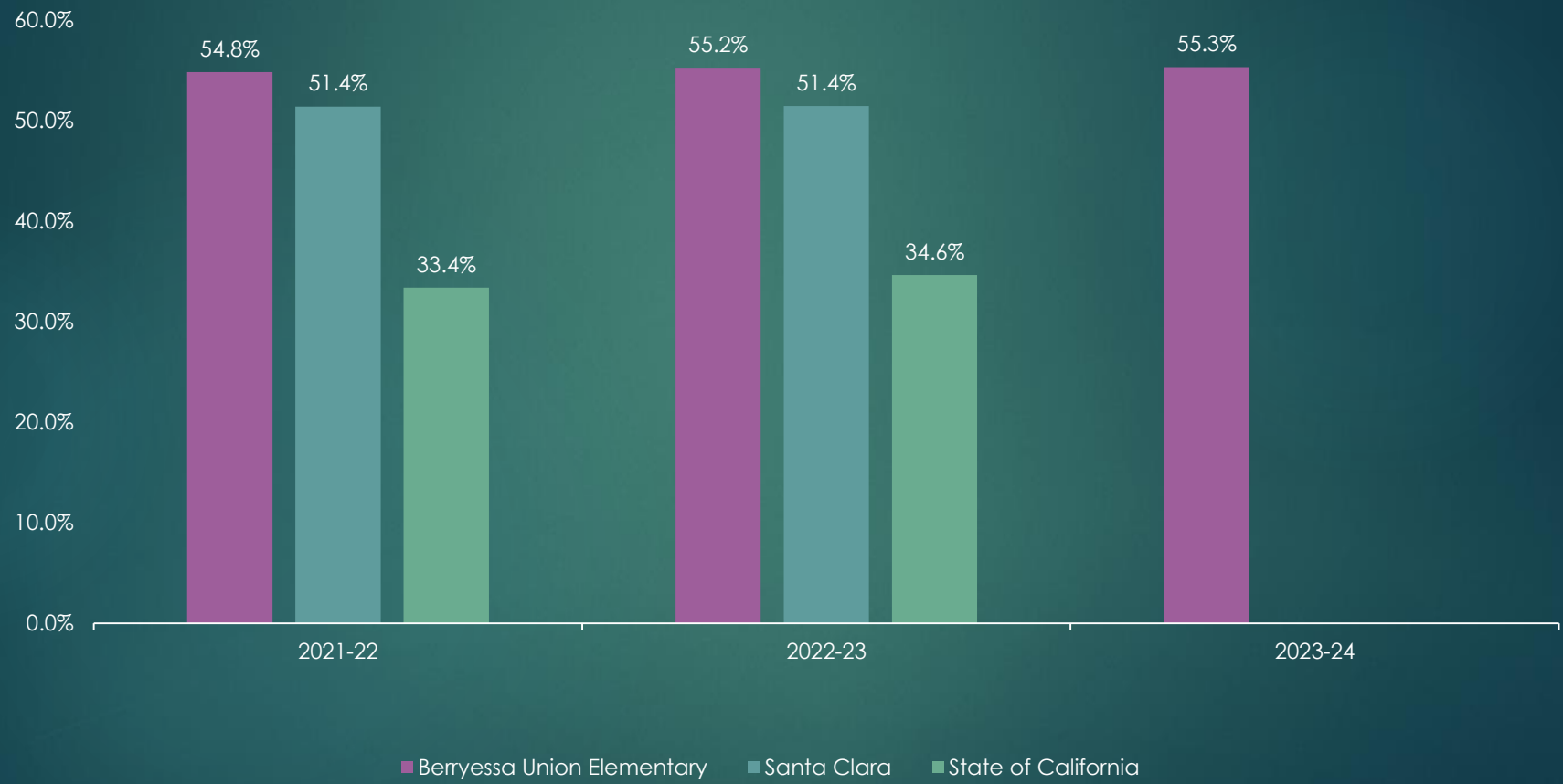


English Language Arts Standard Met or Exceeded



DRAFT

Mathematics Standards Met or Exceeded



Measure A Fund

2024-2025 Proposed Budget Allocation

DRAFT

• Teacher Salaries	644,619
→ Math Program	358,790
→ Science Program	285,829
• Library Services	804,744
• Counselors	-
• Technology	310,431
• Miscellaneous	2,220
Total	1,762,014

Measure A Report to the Board

DRAFT

► Questions?

Berryessa Union School District

Parcel Taxes Summary

FY 2023-24 ESTIMATED ACTUALS			
Beginning Balance	\$ -		
Revenue	\$ 1,762,014		
	Total Available Fund \$ 1,762,014		
Expense	Program Description	FTE	
821	Math Program	2.00	359,529
822	Science Program	2.00	277,829
823	Library Services	8.11	810,417
824	Counselors	1.00	200,998
820	Measure W ADM Fee	-	3,220
825	Technology	-	101,570
	Total Expense \$ 1,753,563		
Balance	\$ 8,451		

FY 2024-25 Proposed Budget			
Beginning Balance	\$ 8,451		
Revenue	\$ 1,762,014		
	Total Available Fund \$ 1,770,465		
Expense	Program Description	FTE	
821	Math Program	2.00	358,790
822	Science Program	2.00	285,829
823	Library Services	8.13	804,744
824	Counselors	-	-
820	Measure W ADM Fee	-	2,220
825	Technology	-	310,431
	Total Expense \$ 1,762,014		
Balance	\$ 8,451		